



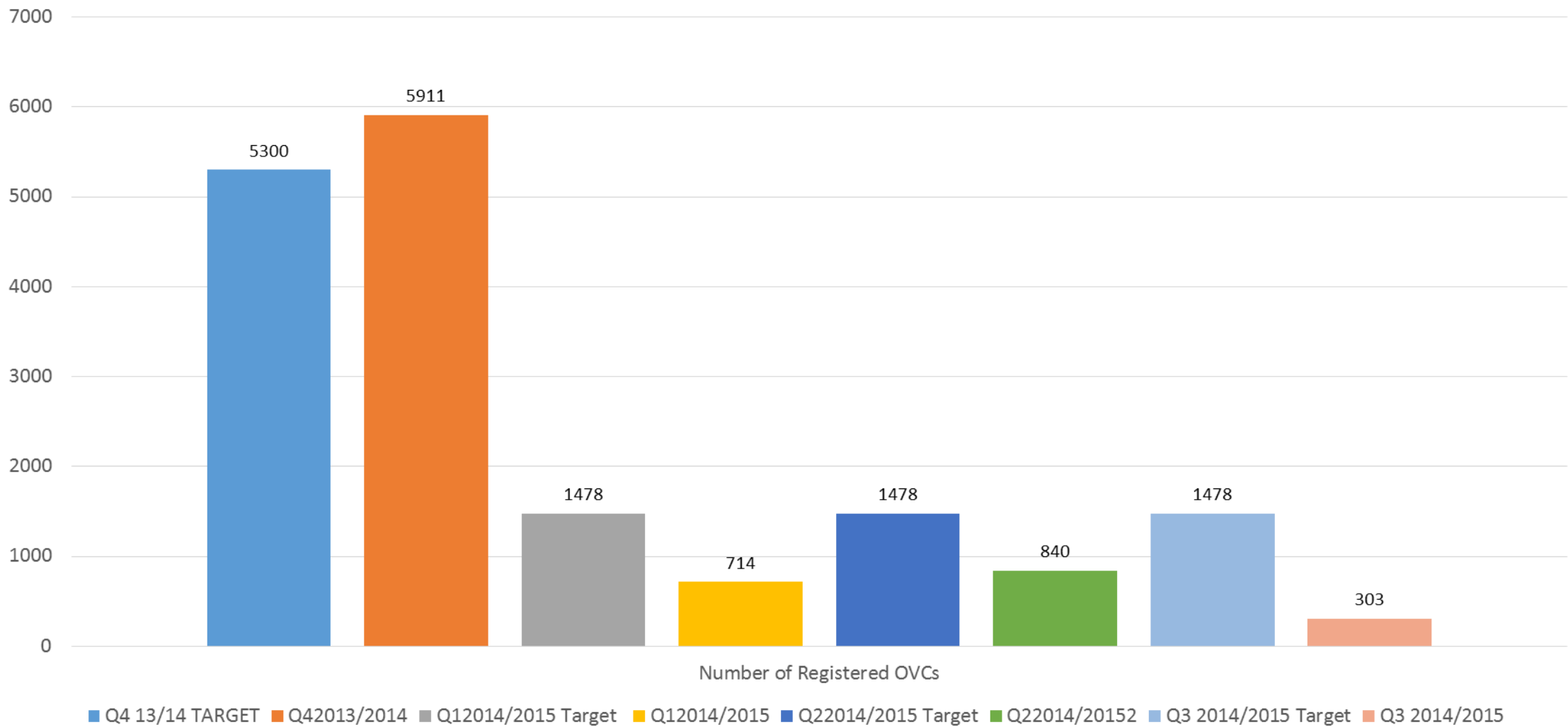
**ILembe District Presentation  
Quarter 3 - 2014/2015  
to the KZN PCA meeting  
11/03/2015**

Presented by Cllr S.W. Mdabe  
Mayor of ILembe District Municipality

# Intervention Area: Orphans and Vulnerable Children

Indicator	Quarter 4 2013/14 Target	Data for Quarter 4 2013/14	Quarter 1 2014/15 Target	Data for Quarter 1 2014/15	Quarter 2 2014/15 Target	Data for Quarter 2 2014/15	Quarter 3 2014/15 Target	Data for Quarter 3 2014/2015
Number of newly registered OVC	5300	5911	1478	714	1478	840	1478	303

Intervention Area: Orphans and Vulnerable Children



# Intervention Area: Orphans and Vulnerable Children

<b>Indicator</b>	<b>Quarter 4 2013/14 Target</b>	<b>Data for Quarter 4 2013/14</b>	<b>Quarter 1 2014/15 Target</b>	<b>Data for Quarter 1 2014/15</b>	<b>Quarter 2 2014/15 Target</b>	<b>Data for Quarter 2 2014/15</b>	<b>Quarter 3 2014/15 Target</b>	<b>Data for Quarter 3 2014/15</b>
<b>Number of registered OVC receiving care and support</b>	1896	7646	1912	1131	1912	1661	1912	865

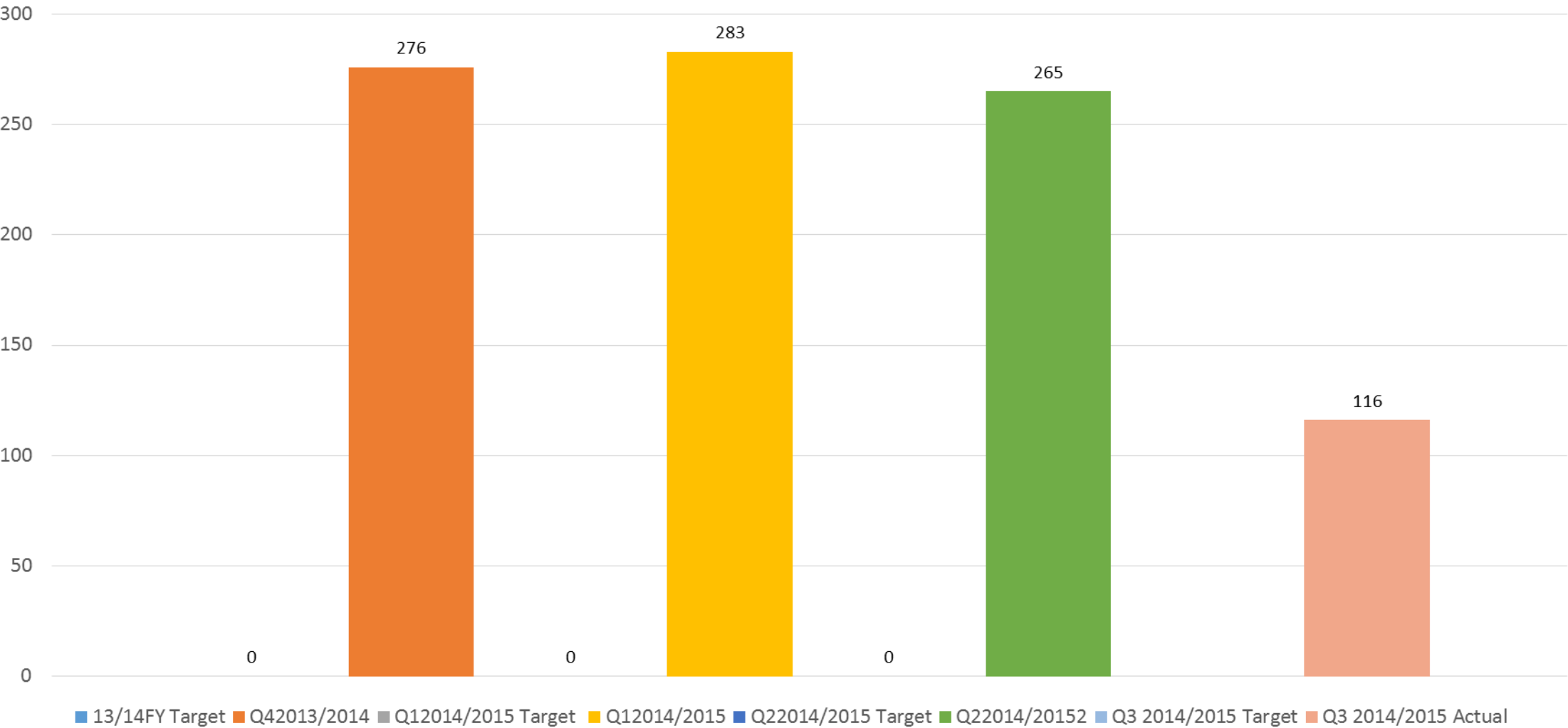
## **Achievements / Challenges and Action for Challenges**

- A total of 303 newly registered OVCs were recorded in quarter three (3) in ILembe district.
- Following the appointment of additional 102 Child and Youth Care Workers to offer care and support to the OVCs, a total of 865 OVCs were receiving care and support as at quarter three (3).
- The District will continue with the close monitoring of progress in the number of OVC's that get registered and provided with care and support through Operation Sukuma Sakhe.
- DSD solicited funding from German Bank to create a multi-million rands structure for inter-alia OVC, this infrastructure will contribute in the caring and supporting OVCs in Ilembe district.

## Intervention Area: Life skills

<b>Indicator</b>	<b>Quarter 4 2013/14 Target</b>	<b>Data for Quarter 4 2013/14</b>	<b>Quarter 1 2014/15 Target</b>	<b>Data for Quarter 1 2014/15</b>	<b>Quarter 2 2014/15 Target</b>	<b>Data for Quarter 2 2014/15</b>	<b>Quarter 3 2014/15 Target</b>	<b>Data for Quarter 3 2014/15</b>
Number of new learner pregnancies in the quarter	0	276	0	283	0	265	0	116

# Intervention Area: Life Skills



# Achievements / Challenges and Action for Challenges

- The decrease in the total number of learners pregnant in Q3 was due to the various outreach programmes that were directed at the schools. These were led by the District , Transnet , Civil Society, the DOE and the DOH. The drop is also due to some of these learners having had delivered their babies. The introduction of the implanon contraceptive which is popular to the youth may have also contributed in the total number of pregnancies that were recorded in Q3.
- As programmes to address the challenges of learner pregnancy the following will be done :
  - 1) Girls Summit to be held on 18 – 20 March 2015 aiming to address the Social Ills including the high pregnancy challenge in the District. This programme will be done in collaboration with the office of the MEC Champion.
  - 2) Continuation of the roll out of the schools health programme
  - 3) Identification of 60 schools (15 per LM) prioritised based on the prevalence of social ill and related challenges and the roll out of the programme to assist these schools. The programme will be led by the District and MEC champion.



## Intervention Area: PMTCT

<b>Indicator</b>	<b>Quarter 4 2013/14 Target</b>	<b>Data for Quarter 4 2013/14</b>	<b>Quarter 1 2014/15 Target</b>	<b>Data for Quarter 1 2014/15</b>	<b>Quarter 2 2014/15 Target</b>	<b>Data for Quarter 2 2014/15</b>	<b>Quarter 3 2014/15 Target</b>	<b>Data for Q3 2014/15</b>
Baby PCR tested positive around 6 weeks rate	0	1%	0	1%	0	2%	0	2%

## **Achievements / Challenges and Action for Challenges**

- The major challenge is around the functionality of the Ward AIDS Committees that should work with the Family Health Teams and CCG's led by the Ward Councillors.
- A meeting is scheduled for the 16<sup>th</sup> of April 2015 with all ILembe Cllrs and relevant stakeholders will be held to deal with the issues of the WACs, WTTs , LACs and their role in dealing with the challenges of babies that continue to test positive around 6 weeks.
- Phila Mtwana and Phila Mama programmes will be intensified. More Phila Mntwana sites / Centers will also be identified and supported where they do not exist currently.

## Intervention Area: PMTCT

Indicator	Quarter 4 2013/14 Target	Data for Quarter 4 2013/14	Quarter 1 2014/15 Target	Data for Quarter 1 2014/15	Quarter 2 2014/15 Target	Data for Quarter 2 2014/15	Quarter 3 2014/15 Target	Data for Quarter 3 2014/15
Baby HIV antibody test positive at 18 months rate	0		0	2%	0	1%	0	1%

## **Achievements / Challenges and Action for Challenges**

- The major challenge is around the functionality of the Ward Aids Committees that should work with the Family Health Teams and CCGs led by the Ward Councillors.
- A meeting is scheduled for the 16<sup>th</sup> of April 2015 with all ILembe Cllrs and relevant stakeholders will be held to deal with the issues of the WACs, WTTs , LACs and their role in dealing with the challenges of babies that continue to test positive around 6 weeks.
- Phila Mtwana and Phila Mama programmes will be intensified. More Phila Mntwana sites / Centers will also be identified and supported where they do not exist currently.

## Intervention Area: PMTCT

<b>Indicator</b>	<b>Quarter 4 2013/14 Target</b>	<b>Data for Quarter 4 2013/14</b>	<b>Quarter 1 2014/15 Target</b>	<b>Data for Quarter 1 2014/15</b>	<b>Quarter 2 2014/15 Target</b>	<b>Data for Quarter 2 2014/15</b>	<b>Quarter 3 2014/15 Target</b>	<b>Data for Quarter 3 2014/15</b>
Number of infant deaths in public health facilities	0		0	40	0	51	0	46

# **Achievements / Challenges and Action for Challenges**

- The number of deaths in the health facilities is still high. Most of the infant deaths are due to the following diseases:
  - ✓ Malnutrition ;
  - ✓ TB;
  - ✓ Pneumonia ; and
  - ✓ Diarrhea.
- Mothers also bring the babies to the health facilities late i.e. When the conditions have already complicated.
- To address the challenge , focus would be on ensuring that Phila Mntwana Centres are functional and that they are established where they do not currently exist.
- Awareness campaigns would be conducted.
- Vaccination and use of Muarc , mid /upper arm circumference.

## Intervention Area: PMTCT

<b>Indicator</b>	<b>Quarter 4 2013/14 Target</b>	<b>Data for Quarter 4 2013/14</b>	<b>Quarter 1 2014/15 Target</b>	<b>Data for Quarter 1 2014/15</b>	<b>Quarter 2 2014/15 Target</b>	<b>Data for Quarter 2 2014/15</b>	<b>Quarter 3 2014/15 Target</b>	<b>Data for Quarter 3 2014/15</b>
Number of maternal deaths in public health facilities	0		0	5	0	1	0	4

# **Achievements / Challenges and Action for Challenges**

- High Maternal deaths remains a huge challenge in the iLembe District , with the recent negative coverage of deaths at Stanger Provincial Hospital.

The deaths are due to:

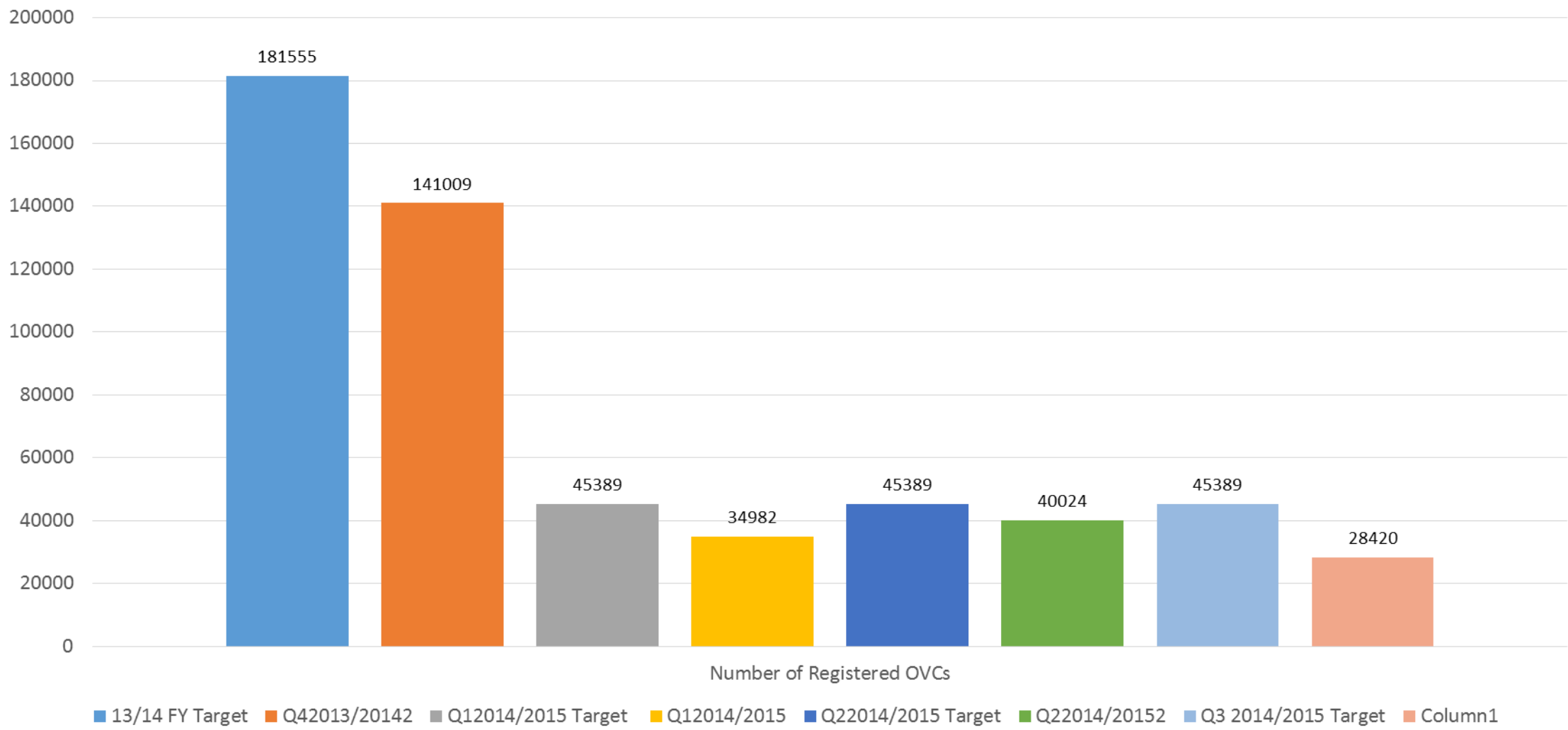
- Late Antenatal Bookings by the mothers ;
- Non pregnancy related infections,
- Teenage pregnancies,
- Hypertension.
- Mothers that do not book and only arrive at health facilities to deliver.



# Intervention Area: HCT & TB screening

<b>Indicator</b>	<b>Quarter 4 2013/14 Target</b>	<b>Data for Quarter 4 2013/14</b>	<b>Quarter 1 2014/15 Target</b>	<b>Data for Quarter 1 2014/15</b>	<b>Quarter 2 2014/15 Target</b>	<b>Data for Quarter 2 2014/15</b>	<b>Quarter 3 2014/15 Target</b>	<b>Data for Quarter 3 2014/15</b>
Number of new HIV tests conducted	181 555	141 009	45 389	34 982	45 389	40 024	45 389	28 420

# Intervention Area: HCT AND TB SCREENING



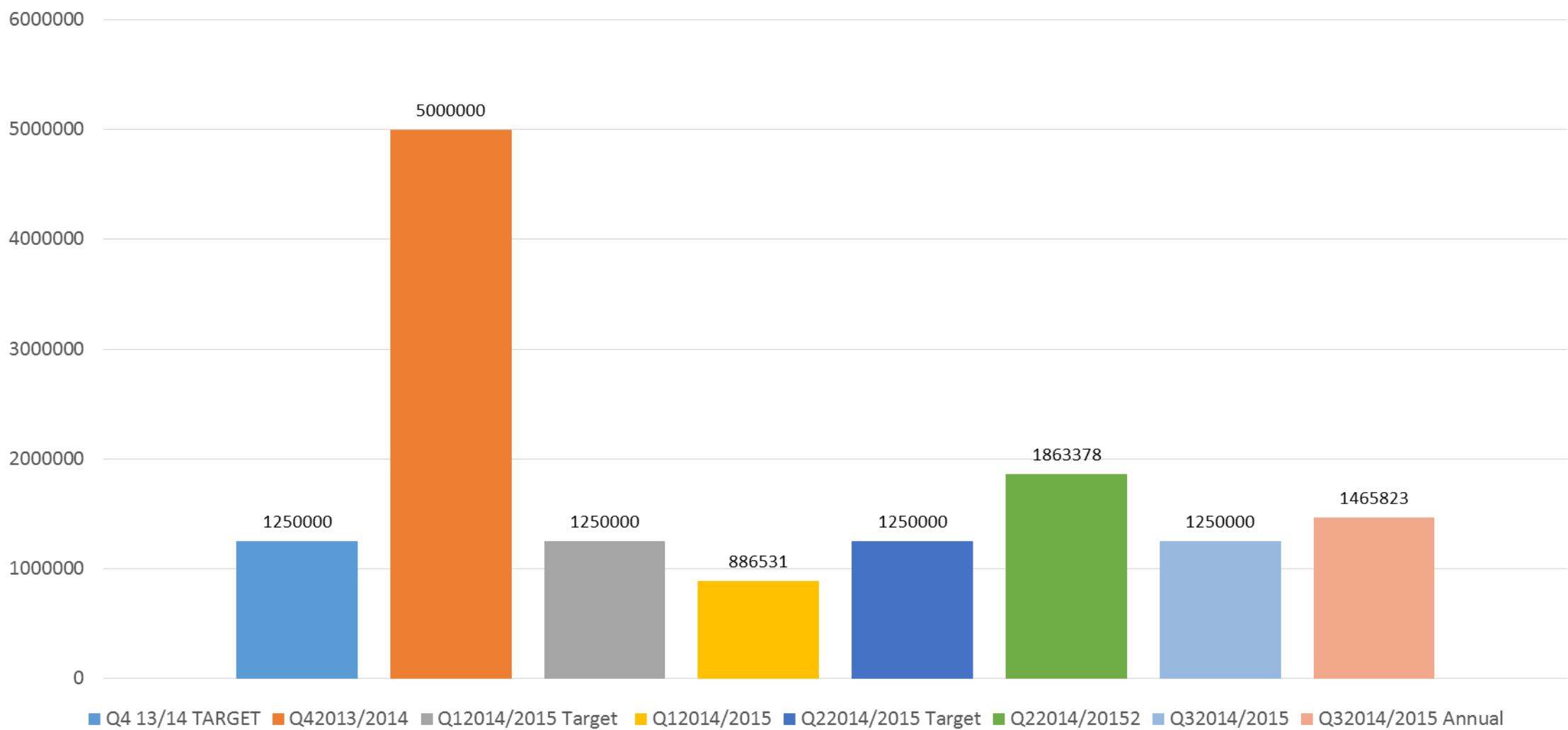
## Intervention Area: HCT & TB screening

Indicator	Quarter 4 2013/14 Target	Data for Quarter 4 2013/14	Quarter 1 2014/15 Target	Data for Quarter 1 2014/15	Quarter 2 2014/15 Target	Data for Quarter 2 2014/15	Quarter 2 2014/15 Target	Data for Quarter 2 2014/15
Number of positive cases	16 075	16 740	0	3593	0	5107	0	3898

# Intervention Area: Condoms distribution

<b>Indicator</b>	<b>Quarter 4 2013/14 Target</b>	<b>Data for Quarter 4 2013/14</b>	<b>Quarter 1 2014/15 Target</b>	<b>Data for Quarter 1 2014/15</b>	<b>Quarter 2 2014/15 Target</b>	<b>Data for Quarter 2 2014/15</b>	<b>Quarter 3 2014/15 Target</b>	<b>Data for Quarter 3 2014/15</b>
Number of male condoms distributed	1,250000	5000000	1,25 000000	886 531	1,25 000000	1 863 378	1,25 000000	146 5823

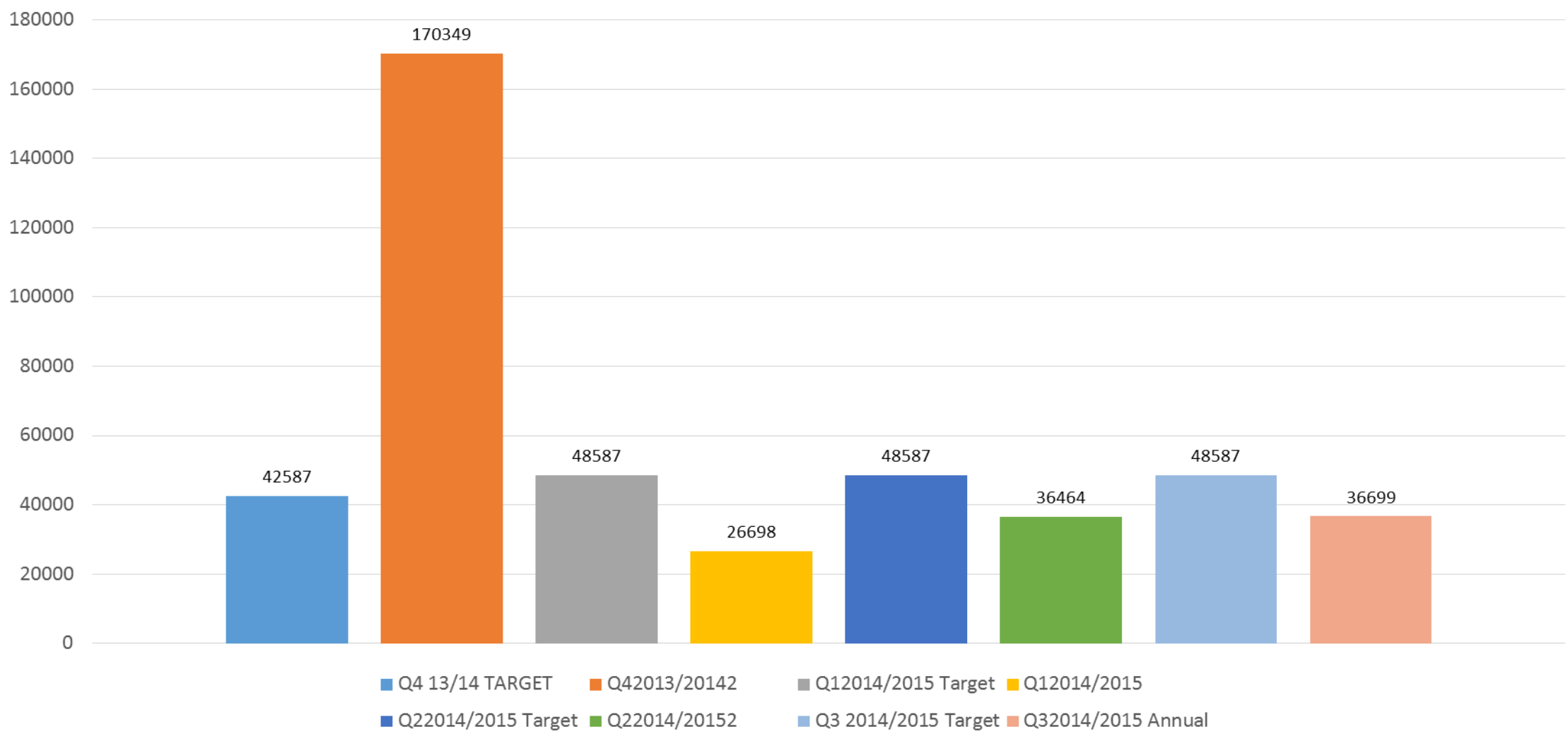
# Intervention Area: MALE CONDOMS DISTRIBUTION



## Intervention Area: Condoms distribution

Indicator	Quarter 4 2013/14 Target	Data for Quarter 4 2013/14	Quarter 1 2014/15 Target	Data for Quarter 1 2014/15	Quarter 2 2014/15 Target	Data for Quarter 2 2014/15	Quarter 3 2014/15 Target	Data for Quarter 3 2014/15
Number of female condoms distributed	42 587	170 349	48 587	26 698	48 587	36 464	48 567	36 699

# Intervention Area: FEMALE CONDOM DISTRIBUTION



## Intervention Area: Condoms distribution

<b>Indicator</b>	<b>Quarter 4 2013/14 Target</b>	<b>Data for Quarter 4 2013/14</b>	<b>Quarter 1 2014/15 Target</b>	<b>Data for Quarter 1 2014/15</b>	<b>Quarter 2 2014/15 Target</b>	<b>Data for Quarter 2 2014/15</b>	<b>Quarter 3 2014/15 Target</b>	<b>Data for Quarter 3 2014/15</b>
Number of secondary distribution sites	223	223	223	223	223	223	223	223



# Achievements / Challenges and Action for Challenges

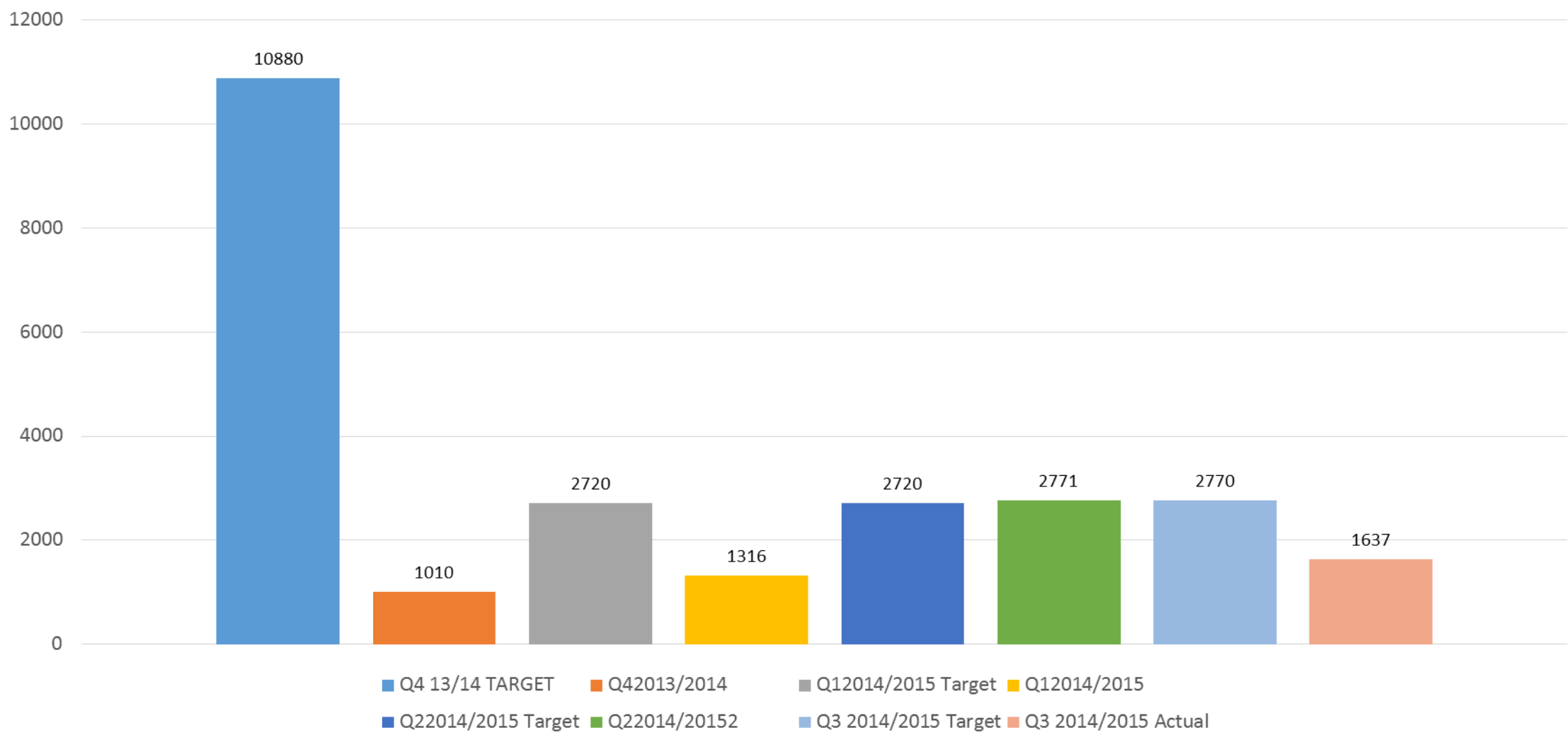
- In Quarter three (3) , 14% of all people that tested for HIV /AIDS - tested positive. This is still an unacceptable high rate.
- The district is not meeting its set targets for condom distribution (both male & female condoms)
- We still have a total of 223 secondary distribution sites through out the district that are being utilised to distribute condoms.

In order to address this challenge, we will continue doing community awareness campaigns. The meeting with all Cllrs that is scheduled for the 16<sup>th</sup> of April 2015 will also address these issues.

# Intervention Area: Male Medical Circumcision

Indicator	Quarter 4 2013/14 Target	Data for Quarter 4 2013/14	Quarter 1 2014/15 Target	Data for Quarter 1 2014/15	Quarter 2 2014/15 Target	Data for Quarter 2 2014/15	Quarter 3 2014/15 Target	Data for Quarter 3 2014/15
Number of males aged 15 – 49 circumcised	10 880	7 010	2720	1316	2720	2 771	2720	1637

# Intervention Area: MALE MEDICAL CIRCUMCISSION



## **Achievements / Challenges and Action for Challenges**

- The quarter three (3) target for male circumcision for ages 15-49 was not met.
- The challenge is the coordination of the boys that need to come forward to circumcise. MMC coordinators in some areas are also inactive.
- To address the issue, the local leadership in terms of Amakhosi , Cllrs , Izinduna and the MMC champions will be convened and a programme developed.
- Awareness campaigns , proper communication on the dates of the MMC campaigns will be done.
- The District Municipality will work with the DOH to mobilise for an improved uptake of this service.

## Intervention Area: Prevention of Exposure to transmission from occupational exposure, sexual violence

Indicator	Quarter 4 2013/14 Target	Data for Quarter 4 2013/14	Quarter 1 2014/15 Target	Data for Quarter 1 2014/15	Quarter 2 2014/15 Target	Data for Quarter 2 2014/15	Quarter 3 2014/15 Target	Data for Quarter 3 2014/15
Number of new sexual assault cases	0	639	0	152	0	268	0	163

## **Achievements / Challenges and Action for Challenges**

- Whilst the District Q3 statistics on new sexual assaults dropped. It remains unacceptable high i.e. 163.
- Challenges are low conviction rates due to lack of evidence , withdrawal of cases by victims of assault and non reporting of the cases in some instances.
- Programmes on gender based violence will be conducted in collaboration with the SAPS , Department of Justice and other relevant stakeholders.

## Intervention Area: Prevention of Exposure to transmission from occupational exposure, sexual violence

Indicator	Quarter 4 2013/14 Target	Data for Quarter 4 2013/14	Quarter 1 2014/15 Target	Data for Quarter 1 2014/15	Quarter 2 2014/15 Target	Data for Quarter 2 2014/15	Quarter 3 2014/15 Target	Data for Quarter 3 2014/15
Children under 12 years sexually assaulted rate	0	46	0	43	0	40	0	28

## **Achievements / Challenges and Action for Challenges**

In quarter three (3) a total of 28 children under 12 years were sexually assaulted. This remains a major challenge in the district.

We will continue to do the following to deal with the scourge:

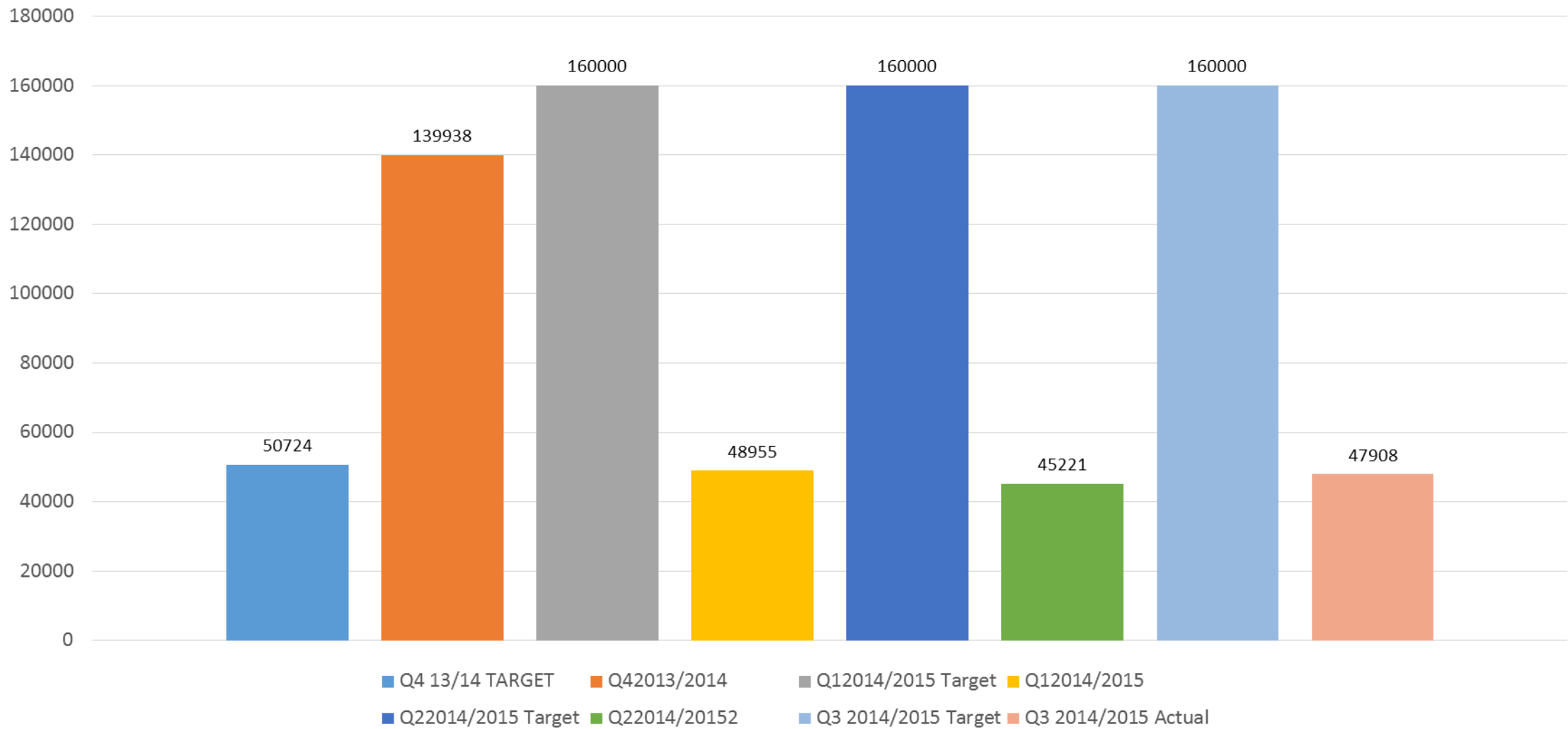
- Community dialogues and awareness campaigns in collaboration with relevant sector departments.
- Empowerment programmes to Children under 12 years as a preventive measure,
- Conduct the Schools Health Programme with a focus on the issues of sexual assaults and gender based violence.



## Intervention Area: Comprehensive ART services

<b>Indicator</b>	<b>Quarter 4 2013/14 Target</b>	<b>Data for Quarter 4 2013/14</b>	<b>Quarter 1 2014/15 Target</b>	<b>Data for Quarter 1 2014/15</b>	<b>Quarter 2 2014/1 5 Target</b>	<b>Data for Quarter 2 2014/15</b>	<b>Quarter3 2014/15 Target</b>	<b>Data for Quarter 3 2014/15</b>
Total number of patients on ART	50 724	139 938	160 000	48 955	160 000	45 221	160 000	47908

Intervention Area: COMPREHENSIVE ART SERVICES



## Intervention Area: Comprehensive ART services

<b>Indicator</b>	<b>Quarter 4 2013/14 Target</b>	<b>Data for Quarter 4 2013/14</b>	<b>Quarter 1 2014/15 Target</b>	<b>Data for Quarter 1 2014/15</b>	<b>Quarter 2 2014/15 Target</b>	<b>Data for Quarter 2 2014/15</b>	<b>Quarter 3 2014/15 Target</b>	<b>Data for Quarter 3 2014/15</b>
Number of ART clients de-registered due to loss to follow up	0	3 851	0	1 627	0	1 432	0	1127

## Intervention Area: Comprehensive ART services

<b>Indicator</b>	<b>Quarter 4 2013/14 Target</b>	<b>Data for Quarter 4 2013/14</b>	<b>Quarter 1 2014/15 Target</b>	<b>Data for Quarter 1 2014/15</b>	<b>Quarter 2 2014/15 Target</b>	<b>Data for Quarter 2 2014/15</b>	<b>Quarter 3 2014/15 Target</b>	<b>Data for Quarter 3 2014/15</b>
Number of ART patients deregistered due to death	0	473	0	100	0	104	0	79

## **Achievements / Challenges and Action for challenges**

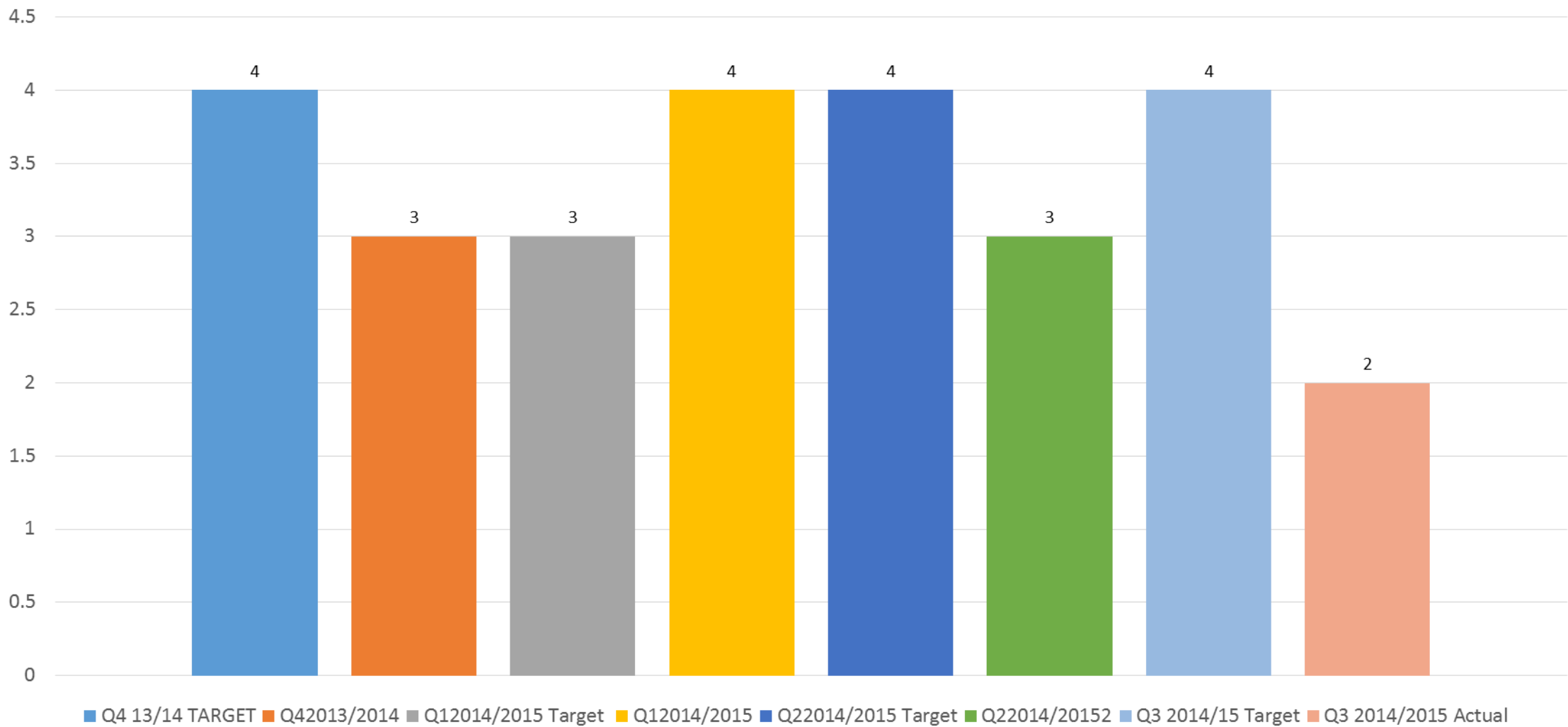
As at Q3 , a total of 47 908 people were on ARTs , 1127 deregistered due to loss to follow-up and 79 ART patients were deregistered due to death.

- Programmes targeting people living with HIV & AIDS (and those affected) will be rolled out to reduce the number of people that default.
- We will continue to work with Civil Society , the CBOs , NGOs, FBOs and people living with HIV & AIDS in addressing this challenge and ensure that no person with HIV/Aids defaults and as a result die.

# Intervention Area: Coordination, Monitoring & Evaluation

<b>Indicator</b>	<b>Quarter 4 2013/14 Target</b>	<b>Data for Quarter 4 2013/14</b>	<b>Quarter 1 2014/15 Target</b>	<b>Data for Quarter 1 2014/15</b>	<b>Quarter 2 2014/15 Target</b>	<b>Data for Quarter 2 2014/15</b>	<b>Quarter 3 2014/15 Target</b>	<b>Data for Quarter 3 2014/15</b>
Number of LACs submitting reports to DAC	4	3	4	3	4	3	4	2

Intervention Area: COORDINATION, MONITORING & EVALUATION



## Intervention Area: Coordination, Monitoring & Evaluation

<b>Indicator</b>	<b>Quarter 4 2013/14 Target</b>	<b>Data for Quarter 4 2013/14</b>	<b>Quarter 1 2014/15 Target</b>	<b>Data for Quarter 1 2014/15</b>	<b>Quarter 2 2014/15 Target</b>	<b>Data for Quarter 2 2014/15</b>	<b>Quarter 3 2014/15 Target</b>	<b>Data for Quarter 3 2014/15</b>
Number of WACs submitting reports to LAC	74	0	74	0	74	0	74	0



## **Achievements / Challenges and Action for Challenges**

- The District has a challenge with the functionality of the WACs.
- Following the appointment of the DAC Deputy Chairperson representing Civil Society, an improvement is noted in the coordination and mobilisation of Civil society around issues of HIV /AIDS.
- As indicated earlier in this presentation , the meeting that is scheduled for the 16<sup>th</sup> of April 2016 will deal with the issue of coordination and resolve it.

THANK YOU